

Aisan

Annual Report 2002

***To become a Global
Engine Management System Supplier***

Aisan Industry Co., Ltd.

1-1-1, Kyowa-cho, Obu, Japan

www.aisan-ind.co.jp

To our Shareholders

Operating results for the year ended March 31, 2002

Japanese economy slumped during fiscal 2002, the year ended March 31, 2002 due to weak consumer spending and decreased export, as well as declining non-governmental investment into equipments and plants in the second half of the year.

Impacted by such prolonged slowdown of the economy, vehicle sales in Japan were down on the previous year. Vehicle export also declined particularly to European and Asian markets. As a result, vehicle production volume in Japan did not reach 10 million units for the first time in two years.

Within this environment, Aisan Group has devoted ourselves to strengthening our competitiveness: efforts to develop the quality products and the advanced technology, strong sales promotion around the globe, and rationalization seeking more productivity.

We invested into testing facilities and equipments in Japanese operations, expanding engine calibration business as well as strengthening R&D. For overseas operations, we continuously structured global production network. For European market, we have started preparation for launching fuel pumps at Aisan Bitron Czech s.r.o. (ABC). In North America, we have completed die casting plant at Franklin Precision Industry, Inc (FPI) in December 2001. In March 2002, Aisan subsidized Hyundai Industrial Co. Ltd to enlarge our presence in Asian market.

On a consolidated basis, net sales for fiscal 2002, increased by 5.1% to Yen107.70 billion (*US\$808.24 million) due to higher sales of INTAKE MODULE, ACCELERATOR PEDAL MODULE and ENGINE CALIBRATION BUSINESS. Consolidated ordinary income decreased by 2.5% to Yen5.72 billion (*US\$42.95 million) due to overseas investment for future business expansion, notwithstanding sales increase and reduction of sales cost. Consolidated net income increased by 32.6% to Yen3.08 billion (*US\$ 23.14 million) impacted by a one-time write-off of a shortfall in the recognition of retirement benefit liabilities in the previous fiscal year following the introduction of a new accounting standard.

Dividend payment

For fiscal 2002, Aisan will distribute year-end cash dividend at the rate of Yen 5.50 per share of our common stock held by the shareholders of record at the end of business on March 31, 2002, Japan time following the interim dividend of Yen 4.50 in November, 2001.

Outlook 2003

For fiscal 2003, the year ending March 31, 2003, we expect to see our business environment even stricter than ever due to the minus growth in the Japanese economy, although U.S. economy is showing the sign of recovery. In automotive industry, the demand is expected to be higher with an introduction of new models. As the industry undergoes further globalization, automotive parts manufacturers are to be involved in increasingly challenging competition for products development and cost reduction. Thus, M&A takes place worldwide.

Under these circumstances, in order to make our vision "To become a global engine management system supplier by technology and creative mind with environmental consideration" into reality, Aisan Group will devote ourselves to developing leading edge new products, continuing cost reduction activities and promoting global marketing activity. In the fiscal 2003, we expect consolidated net sales to increase by 2.1% to Yen110.00 billion, consolidated ordinary income to increase by 1.3% to Yen5.80 billion, and consolidated net income to increase by 58.9% to Yen4.90 billion.



Hiromi Itoh, Chairman of the Board



Masami Konishi, President

* US dollar amounts have been translated, for convenience only, at the rate of Yen 133.25=US\$ 1, the approximate current exchange rate at March 29, 2002, the last trading day of the fiscal year.

Consolidated Financial Highlights

Aisan Industry Co., Ltd.
Fiscal years ended March 31

U.S. dollars* in
thousands except
per share data

	Yen in millions except per share data										
	2002		2001		2000		1999		1998		2002
Net Sales	Yen	107,698	Yen	102,508	Yen	95,717	Yen	92,845	Yen	97,643	\$ 808,240
Sales in Japan		91,546		88,003		85,593		82,930		---	687,024
Sales outside Japan		16,151		14,504		10,123		9,914		---	121,208
Operating Income		5,744		5,899		4,270		3,325		4,227	43,107
Net Income		3,083		2,326		2,199		1,110		2,482	23,137
Total Assets		88,280		83,262		77,266		71,942		72,159	662,514
Shareholders' Equity		44,803		40,686		39,971		34,779		33,962	336,233
ROE		7.2%		5.8%		5.9%		3.2%		7.5%	

Per Share Data (yen and U.S. dollars)

Net Income	Yen	59.31	Yen	44.74	Yen	42.30	Yen	21.36	Yen	47.75	\$ 0.45
Cash Dividends		10.00		9.00		9.00		8.00		9.00	0.08
Shareholders' Equity		861.79		782.51		768.81		668.90		653.19	6.47

Average Number of Shares (in thousands)


		51,992		51,993		51,994		51,995		51,995
--	--	--------	--	--------	--	--------	--	--------	--	--------

SALES BY PRODUCTS

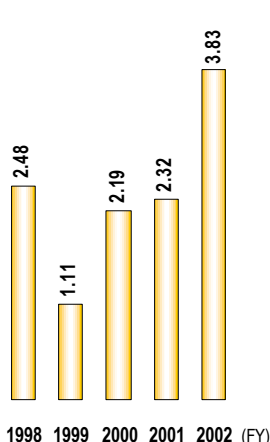
Electronic Fuel Injection (EFI) Products	Yen	54,409	Yen	51,533	Yen	46,060	Yen	41,323	Yen	40,389	\$ 408,323
Throttle Body		27,625		27,994		24,760		25,303		25,192	207,317
Fuel Pump Module (Fuel Pump included)		13,202		10,714		8,702		5,303		4,133	99,077
Injector		8,658		9,352		10,436		9,820		10,035	64,976
Intake Module		1,984		973		156		---		---	14,889
Accelerator Pedal Module		1,254		283		---		---		---	9,411
Other EFI Products		1,684		2,214		2,004		895		1,027	12,638
Charcoal Canister		11,718		11,220		9,569		8,759		5,900	87,940
Engine Valve		9,698		9,771		9,431		8,797		9,283	72,780
Carburetor		6,257		8,273		9,024		10,002		14,988	46,957
Other Automotive		20,358		16,564		16,152		18,267		19,312	152,780
Automotive sub-total		102,443		97,364		90,239		87,149		89,873	768,803
Others		5,254		5,144		5,478		5,695		7,770	39,430
Total		107,698		102,508		95,717		92,845		97,643	808,240

* US dollar amounts have been translated, for convenience only, at the rate of Yen133.25=US\$1, the approximate current exchange rate at March 29, 2002, the last trading day of the fiscal year.

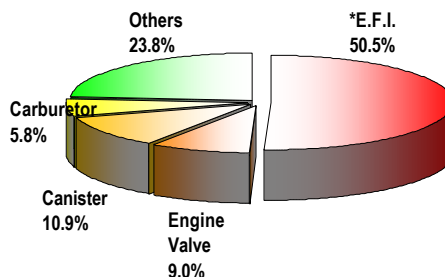
Net Sales
(Billions of yen)



Net Income
(Billions of yen)



2002 Breakdown of Net Sales



*E.F.I.: Electronic Fuel Injection Products

Breaking News

Die casting facility has been completed at Franklin Precision Industry, Inc.

In December 2001, die casting facility was built at Franklin Precision Industry, Inc. (FPI), our manufacturing subsidiary located in Franklin, Kentucky, U.S.A. The newly completed plant is used to make aluminum housing for throttle body which is assembled there.



Newly completed die casting facility at FPI

Aisan subsidized HDM.

In March 2002, Aisan subsidized Hyundam Industrial Co., Ltd. (HDM), fuel pump manufacturer located in South Korea. HDM is one of the major supplier of fuel pump to Hyundai Motor and has been invested by Aisan since 1997.



Hyundam Industrial Co., Ltd. (HDM)

Aisan manufactured 100 millionth injector.

In February 2002, accumulated production volume of Aisan's injector, one of our major products, has reached 100 million.



Ceremony for 100 millionth injector

Aisan is registered to QS9000.

In August 2001, Aisan was registered to QS9000: 1998. The scope of registration is design and manufacture of throttle bodies, charcoal canisters, fuel injectors, fuel pump modules, MPUs, ignition coil and rotary ISCV.



Certificate of registration

Aisan's ANJO plant was awarded by Minister of Economy, Trade and Industry.

ANJO plant received an award from Minister of Economy, Trade and Industry for its beautiful woods which has been kept around the production site.



Company made woods at ANJO plant

ANI has become ISO14001 certified.

In February 2002, P.T. Aisan Nasmoco Industri (ANI), our manufacturing subsidiary in Indonesia, was registered to ISO14001.



P.T. Aisan Nasmoco Industri (ANI)

CONSOLIDATED BALANCE SHEETS

Aisan Industry Co., Ltd.

For the year ended March 31, 2002 and 2001

	Yen in millions		U.S. dollars in thousands
	2001	2002	2002
ASSETS			
Current Assets	Yen 39,542	Yen 42,136	\$ 316,218
Cash and time deposits	3,249	7,729	58,004
Notes and accounts receivable	15,797	16,928	127,039
Marketable securities	9,326	5,509	41,343
Inventories	6,414	6,935	52,045
Deferred income taxes	1,952	2,039	15,302
Other current assets	2,866	3,133	23,512
Less: Allowance for doubtful accounts	(63)	(139)	(1,043)
Fixed Assets	43,719	46,144	346,296
Property, Plant and Equipment	34,703	35,468	266,176
Buildings and structures	10,195	9,998	75,032
Machinery, vehicles and equipment	17,775	17,328	130,041
Land	4,930	4,982	37,388
Construction in progress	462	1,372	10,296
Other property, plant and equipment	1,340	1,787	13,411
Intangible Fixed Assets	128	228	1,711
Investments and Other Assets	8,887	10,446	78,394
Investments in securities	3,665	5,551	41,659
Deferred income taxes	4,073	3,885	29,156
Other investments, etc	1,155	1,030	7,730
Less: Allowance for doubtful accounts	(5)	(21)	(158)
Total assets	Yen 83,262	Yen 88,280	\$ 662,514

CONSOLIDATED BALANCE SHEETS

Aisan Industry Co., Ltd.

For the year ended March 31, 2002 and 2001

LIABILITIES AND SHAREHOLDERS' EQUITY	Yen in millions		U.S. dollars in thousands
	2001	2002	2002
LIABILITIES			
Current Liabilities	Yen 32,909	Yen 32,678	\$ 245,238
Notes and accounts payable	16,320	16,404	123,107
Short-term loans payable	2,952	2,249	16,878
Long-term loans payable due within one year	190	197	1,478
Accrued amount payable	1,577	1,989	14,927
Accrued expenses	5,614	6,042	45,343
Income tax payable, etc.	1,501	1,250	9,381
Employees' savings deposits	2,489	2,539	19,054
Allowances of products qualities	1,118	636	4,773
Other current liabilities	1,143	1,368	10,266
Long-Term Liabilities	8,941	9,415	70,657
Long-term debt	235	476	3,572
Allowance for employee retirement benefits	8,257	8,290	62,214
Allowance for officer retirement benefits	410	408	3,062
Non-consolidated subsidiaries and affiliates	39	196	1,471
Other long-term liabilities	---	44	330
Total liabilities	41,851	42,093	315,895
Minority Interests	725	1,383	10,379
SHAREHOLDERS' EQUITY			
Common stock	5,875	5,875	44,090
Additional paid-in capital	7,880	7,880	59,137
Retained earnings	28,109	30,577	229,471
Net unrealized gain on available-for-sale securities	---	579	4,345
Foreign currency translation adjustments	(1,177)	(102)	(765)
Less: Treasury stock	(0)	(6)	(45)
Total shareholders' equity	40,686	44,803	336,233
Total liabilities and shareholders' equity	Yen 83,262	Yen 88,280	\$ 662,514

CONSOLIDATED STATEMENTS OF INCOME

Aisan Industry Co., Ltd.

For the year ended March 31, 2002, 2001 and 2000

U.S. dollars in
thousands

	Yen in millions			U.S. dollars in thousands
	2000	2001	2002	2002
Net Sales	Yen 95,717	Yen 102,508	Yen 107,698	\$ 808,240
Cost of sales	84,130	89,715	94,587	709,846
Gross Profit	11,587	12,793	13,110	98,386
Selling, general and administrative expenses	7,317	6,894	7,366	55,280
Operating Income	4,270	5,899	5,744	43,107
Non-Operating Income	339	550	470	3,527
Interest and dividend income	150	170	122	916
Other non-operating income	188	379	348	2,612
Non-Operating Expenses	510	580	490	3,677
Interest expense	92	80	75	563
Other non-operating expenses	417	499	415	3,114
Ordinary Income	4,099	5,868	5,724	42,957
Extraordinary Income	21	4,254	---	---
Gain on securities contributed to trust for retirement benefit	---	4,250	---	---
Reversal of allowance for doubtful accounts	21	3	---	---
Extraordinary Loss	106	6,260	348	2,612
Change for full amount of transitional obligations for retirement benefit	---	5,195	---	---
Other extraordinary loss	106	1,065	348	2,612
Income Before Income Taxes and Minority Interests	4,015	3,863	5,376	40,345
Current	2,747	3,134	2,775	20,826
Deferred	(939)	(1,593)	(254)	(1,906)
Minority interest in net income	(7)	(3)	(228)	(1,711)
Net income	Yen 2,199	Yen 2,326	Yen 3,083	\$ 23,137

	Yen			U.S. dollars
	2000	2001	2002	2002
Per Share of Common Stock				
Net income	Yen 42.30	Yen 44.74	Yen 59.31	\$ 0.45
Cash dividends per share applicable to the year	9.00	9.00	10.00	0.08
Average Number of Shares (in thousands)	51,994	51,993	51,992	

CONSOLIDATED STATEMENTS OF SHAREHOLDERS' EQUITY

Aisan Industry Co., Ltd.

For the year ended March 31, 2002, 2001 and 2000

U.S. dollars in
thousands

	Yen in millions			U.S. dollars in thousands
	2000	2001	2002	2002
Retained Earnings				
Balance at Beginning of Period	Yen 21,024	Yen 26,218	Yen 28,109	\$ 210,949
Adjustment of retained earnings for the adoption of deferred tax accounting method	3,386	---	---	---
Increase in Retained Earnings	134	140	---	---
Due to change of consolidation scope	134	140	---	---
Decrease in Retained Earnings	526	575	615	4,615
Cash dividends	415	467	493	3,700
Bonuses to directors and corporate auditors	110	107	121	908
Net Income	2,199	2,326	3,083	23,137
Balance at end of period	Yen 26,218	Yen 28,109	Yen 30,577	\$ 229,471

CONSOLIDATED STATEMENTS OF CASH FLOWS

Aisan Industry Co., Ltd.

For the year ended March 31, 2002 and 2001

U.S. dollars in
thousands

	2001		2002		2002
	Yen	9,566	Yen	7,505	\$ 56,323
Operating Activities:					
Income before income taxes and minority interests		3,863		5,376	40,345
Adjustments for:					
Depreciation		6,028		5,706	42,822
Increase (decrease) in provision for doubtful accounts		(8)		20	150
Increase (decrease) in provision for products qualities		138		(481)	(3,610)
Increase (decrease) in provision for employee retirement benefits		290		32	240
Gain on securities contribution to employee retirement benefit trust		(4,250)		---	---
Book value of securities funded to employee retirement benefit trust		5,046		---	---
Interest and dividend income		(170)		(122)	(916)
Interest expense		80		75	563
Decrease (Increase) in inventories		(957)		(38)	(285)
Increase (decrease) in notes and accounts payable		2,081		(972)	(7,295)
Other		353		898	6,739
Total adjustments		12,493		10,494	78,754
Interests and dividends received		170		123	923
Interests paid		(80)		(75)	(563)
Income taxes and minority interests paid		(3,016)		(3,036)	(22,784)
Investing Activities:		(5,873)		(5,940)	(44,578)
Acquisition of property, plant and equipment		(4,703)		(5,723)	(42,949)
Purchase of investment securities		(1,309)		(1,413)	(10,604)
Proceeds from redemption of available-for-sale securities		---		534	4,008
Other		138		662	4,968
Financing Activities:		166		(1,157)	(8,683)
Net increase (decrease) in short-term borrowings		733		(712)	(5,343)
Increase in long-term debt		200		322	2,417
Repayments of long-term debt		(296)		(261)	(1,959)
Dividends paid		(467)		(493)	(3,700)
Dividends paid to minor shareholders		(2)		(4)	(30)
Other		0		(6)	(45)
Foreign Currency Translation Adjustment on Cash and Cash Equivalents		146		192	1,441
Net Increase in Cash and Cash Equivalents		4,005		599	4,495
Cash and Cash Equivalents at Beginning of Period		7,620		11,988	89,966
Cash and Cash Equivalents of Newly Consolidated Subsidiaries		362		302	2,266
Cash and Cash Equivalents at End of Period	Yen	11,988	Yen	12,891	\$ 96,743

NON-CONSOLIDATED BALANCE SHEETS

Aisan Industry Co., Ltd.

For the year ended March 31, 2002 and 2001

	Yen in millions		U.S. dollars in thousands
	2001	2002	2002
ASSETS			
Current Assets	Yen 30,606	Yen 32,340	\$ 242,702
Cash and time deposits	880	5,852	43,917
Notes receivable	102	85	638
Accounts receivable	13,466	13,481	101,171
Marketable securities	8,595	4,721	35,430
Products	1,364	1,023	7,677
Materials	140	119	893
Products in process	1,649	2,014	15,114
Inventories	81	78	585
Prepayment	2,493	2,459	18,454
Short-term loans receivable	116	107	803
Deferred income taxes	1,712	1,743	13,081
Other current assets	54	700	5,253
Less: Allowance for doubtful accounts	(51)	(46)	(345)
Fixed Assets	41,245	42,708	320,510
Property, Plant and Equipment	29,012	29,104	218,417
Buildings	8,388	8,105	60,826
Structures	576	586	4,398
Machinery	14,639	13,899	104,308
Vehicles	59	49	368
Equipment	985	1,379	10,349
Land	4,062	4,678	35,107
Construction in progress	300	405	3,039
Intangible Fixed Assets	79	183	1,373
Investments and Advances	12,153	13,420	100,713
Investments in securities	2,443	2,942	22,079
Investments to subsidiaries	6,025	7,102	53,298
Other investments	196	196	1,471
Long-term loans receivable	109	81	608
Deferred income taxes	3,100	2,846	21,358
Others	284	265	1,989
Less: Allowance for doubtful accounts	(5)	(15)	(113)
Total assets	Yen 71,852	Yen 75,048	\$ 563,212

NON-CONSOLIDATED BALANCE SHEETS

Aisan Industry Co., Ltd.

For the year ended March 31, 2002 and 2001

LIABILITIES AND SHAREHOLDERS' EQUITY	Yen in millions		U.S. dollars in thousands
	2001	2002	2002
LIABILITIES			
Current Liabilities	Yen 26,171	Yen 26,302	\$ 197,388
Notes payable	604	503	3,775
Accounts payable	13,527	13,488	101,223
Accrued expenses	4,620	4,990	37,448
Income tax payable, etc.	1,280	1,108	8,315
Accrued consumption duty, etc	310	334	2,507
Allowances of products qualities	1,118	636	4,773
Other current liabilities	4,708	5,241	39,332
Long-Term Liabilities	7,750	7,821	58,694
Allowance for employee retirement benefits	7,480	7,556	56,705
Allowance for officer retirement benefits	270	265	1,989
Total liabilities	33,921	34,124	256,090
SHAREHOLDERS' EQUITY			
Common stock	5,875	5,875	44,090
Additional paid-in capital	7,880	7,880	59,137
Additional profit	1,468	1,468	11,017
Retained earnings	22,706	25,128	188,578
Extraordinary depreciation reserve	0	---	---
Other reserve	16,110	16,110	120,901
Net income at end of period	6,595	9,018	67,677
<Net income>	<2168>	<3015>	<22627>
Net unrealized gain on available-for-sale securities	---	578	4,338
Less: Treasury stock	---	(6)	(45)
Total shareholders' equity	37,930	40,924	307,122
Total liabilities and shareholders' equity	Yen 71,852	Yen 75,048	\$ 563,212

NON-CONSOLIDATED STATEMENTS OF INCOME

Aisan Industry Co., Ltd.

For the year ended March 31, 2002, 2001 and 2000

	Yen in millions			U.S. dollars in thousands
	2000	2001	2002	2002
ORDINARY INCOME AND LOSS				
Operating Income and Loss				
Sales from Operation	Yen 80,734	Yen 84,590	Yen 88,603	\$ 664,938
Net Sales	80,734	84,590	88,603	664,938
Cost of Operation	78,080	80,451	83,573	627,189
Cost of sales	72,587	75,204	78,495	589,081
Selling, general and administrative expenses	5,492	5,246	5,077	38,101
Operating Income	2,654	4,139	5,030	37,749
Non-Operating Income and Loss				
Non-Operating Income	521	542	388	2,912
Interest and dividend income	411	424	303	2,274
Other non-operating income	110	118	84	630
Non-Operating Expenses	403	423	433	3,250
Interest expense	25	24	24	180
Other non-operating expenses	378	399	408	3,062
Ordinary Income	2,771	4,258	4,984	37,403
EXTRAORDINARY INCOME AND LOSS				
Extraordinary Income	21	4,255	---	---
Gain on securities contributed to trust for retirement benefit	---	4,250	---	---
Reversal of allowance for doubtful accounts	21	4	---	---
Extraordinary Loss	---	5,048	---	---
Change for full amount of transitional obligations for retirement benefit	---	5,048	---	---
Income Before Income Taxes	2,792	3,465	4,984	37,403
Current	1,930	2,250	2,149	16,128
Deferred	(746)	(952)	(179)	(1,343)
Net Income	1,609	2,168	3,015	22,627
Net income at beginning of period	466	4,635	6,237	46,807
Less: Interim dividends	207	207	233	1,749
Net income at end of period	Yen 4,982	Yen 6,595	Yen 9,018	\$ 67,677

PROPOSED APPROPRIATION OF NON-CONSOLIDATED NET INCOME

Aisan Industry Co., Ltd.

For the year ended March 31, 2002, 2001 and 2000

	Yen in millions			U.S. dollars in thousands
	2000	2001	2002	2002
Net income at end of period	Yen 4,982	Yen 6,595	Yen 9,018	\$ 67,677
Decrease in extraordinary depreciation reserve for the adoption of deferred tax accounting method	0	0	---	0
Net income	4,982	6,596	9,018	67,677
Proposed appropriation of non-consolidated net income				
Dividend	259	259	285	2,139
Bonuses to directors	71	84	88	660
Bonuses to corporate auditors	14	15	14	105
Net income carried over to the next period	Yen 4,635	Yen 6,237	Yen 8,629	\$ 64,758

	Yen			U.S. dollars
	2000	2001	2002	2002
Cash dividends per share applicable to the year	Yen 9.00	Yen 9.00	Yen 10.00	\$ 0.08

Corporate Data

Established December 1938

Capital Yen5,875 million

Employees 2,683

As of March 31, 2002

Corporate Headquarters AISAN INDUSTRY CO., LTD.
1-1-1, Kyowa-cho, Obu, Aichi 474-8588, Japan
Telephone +81 (0)562 47 1131
Facsimile +81 (0)562 48 6357
URL <http://www.aisan-ind.co.jp>

Plants, Sales Company and Offices

As of March 31, 2002

Japan

Plants Honsha, Anjo, Toyota

Offices Tokyo, Hamamatsu, Osaka, Hiroshima

Outside Japan

Plants Franklin Precision Industry, Inc. (USA)
Tianjin Aisan Automobile Parts Co., Ltd. (China)
P.T. Aisan Nasmoco Industri (Indonesia)
Hyundam Industrial Co., Ltd. (Korea)
Aisan Bitron Europe S.A. (France)
Aisan Bitron Czech s.r.o. (Czech)

Sales Company Aisan Corporation of America (USA)

Offices Chicago (USA), Dusseldorf (Germany), Seoul (Korea)

Major Products

Electronic Fuel Injection Products
(Throttle Body, Fuel Injector, Fuel Pump Module, Intake Module etc.)
Engine Valve, Canister, Carburetor, LPG & CNG Products

Directors and Corporate Auditors

As of June 27, 2002

Chairman of the Board	Hiroimi Itoh
President	Masami Konishi
Senior Managing Directors	Koh Shimura Tetsuya Oniki Toshihide Kimura
Managing Directors	Hiroshi Koide Toyohiko Inoue Takeru Yasuda
Directors	Miyokazu Mori Takeo Ogino Ryoichi Sato Yukito Hasegawa Hiroshi Iwahana Kaneo Imamura Kenji Kasamatsu
Corporate Auditors	Toshiaki Kunieda Takayasu Yamamoto Yoshitoshi Toyoda Aikihiko Saito

Investor Information

As of March 31, 2002

Shares of Common Stock 51,995,296 shares issued and outstanding

Number of Shareholders 2,884

Major Shareholders

	% of Ownership
Toyota Motor Corporation	34.8
Toyota Industries Corporation	18.4
UFJ Bank Limited	4.8
UFJ Trust Bank Limited	3.3
Sumitomo Mitsui Banking Corporation	3.0
Mitsui Sumitomo Insurance Co., Ltd.	1.8
The Mitsubishi Trust and Banking Corporation	1.8
Aisan Employee Stock Ownership Plan	1.5
The Chuo Mitsui Trust and Banking Co., Ltd.	1.5
Nippon Life Insurance Company	1.3

Fiscal year End March 31

**Ordinary Shareholders'
General Meeting** June

Date of Record March 31
Interim dividends are paid to the shareholders listed or the pledges registered at the end of September.

Transfer Agent UFJ Trust Bank Limited
7-10-11, Marunouchi, Chiyoda-ku, Tokyo 100-0005, Japan
Telephone: +81 (0)3 3287 2211

Stock Exchange Listings Tokyo and Nagoya